
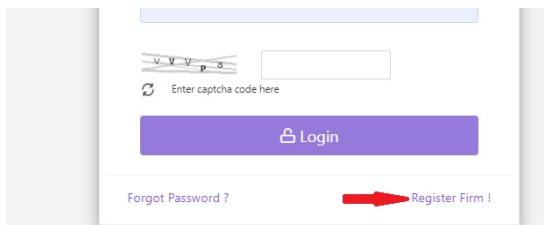


How to register as a manufacturer?

1) Click on the Manufacturer Registration button.

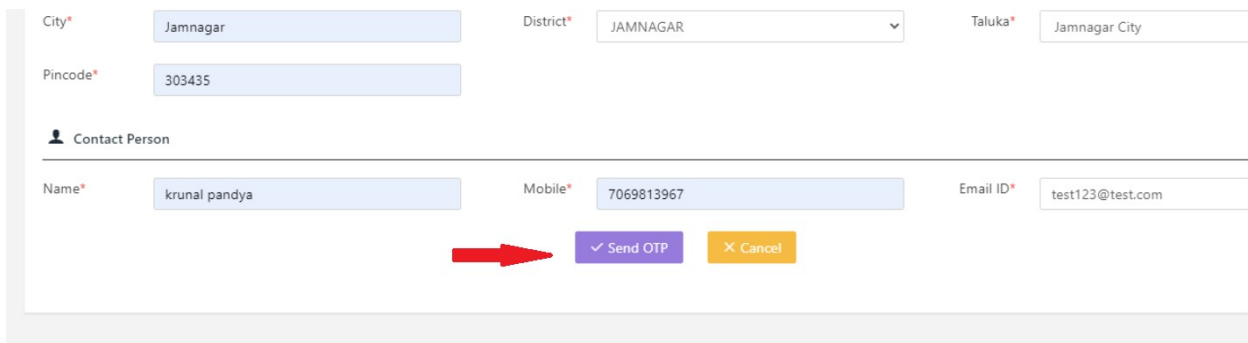


Or click on registration link which is in login page.



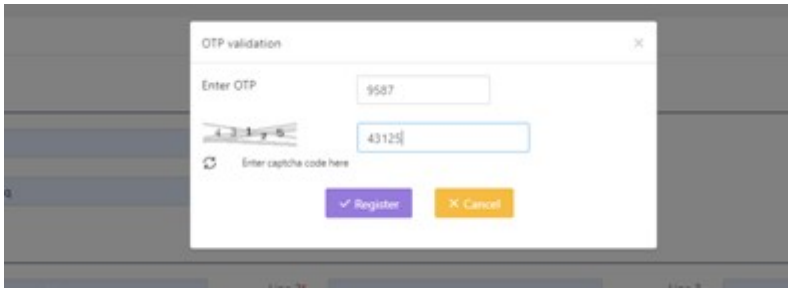
2) Fill up the registration form. All fields are mandatory. Phone number, Email id and PAN number are unique.

3) Once fill the form click on the send OTP button.

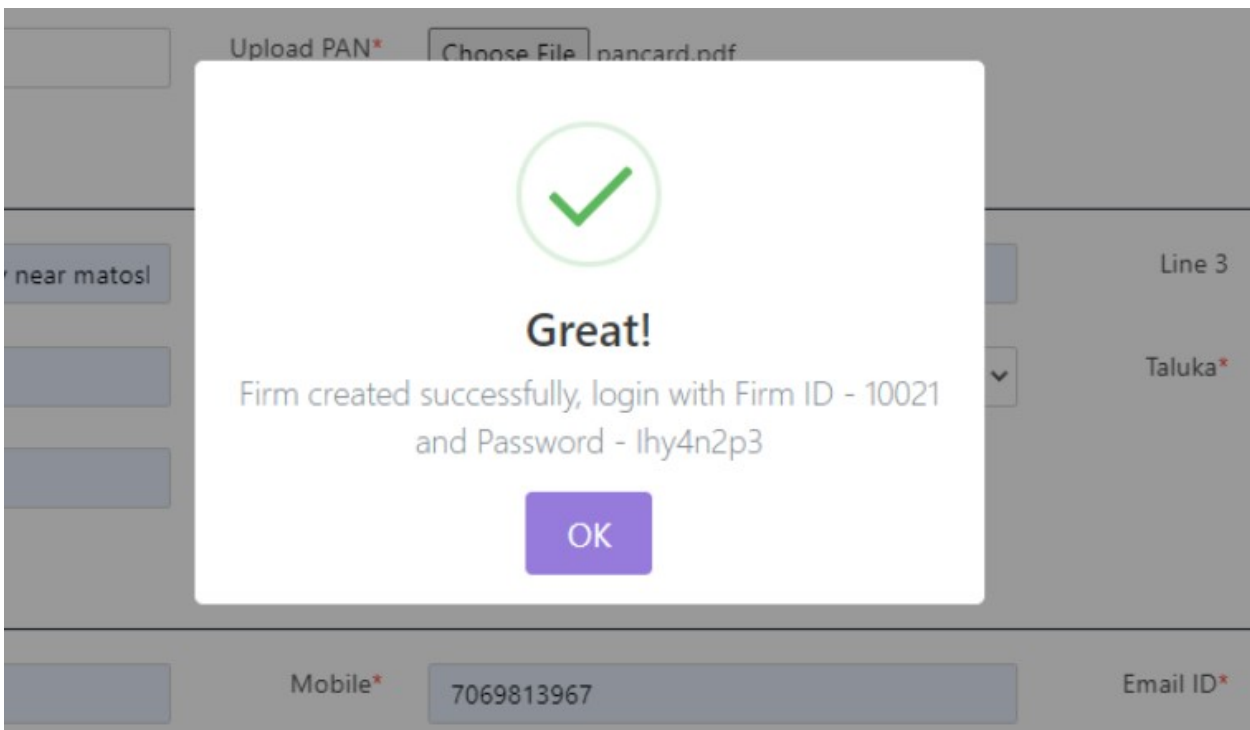
A screenshot of a registration form. The form has several fields: 'City*' (Jamnagar), 'District*' (JAMNAGAR), 'Taluka*' (Jamnagar City), and 'Pincode*' (303435). Below these is a section titled 'Contact Person' with fields for 'Name*' (krunal pandya), 'Mobile*' (7069813967), and 'Email ID*' (test123@test.com). At the bottom, there are two buttons: a purple 'Send OTP' button and a yellow 'Cancel' button. A red arrow points to the 'Send OTP' button.

4) OTP will send on register mobile number.

5) When you click on send OTP button one form will be appeared to enter the OTP which you get on your registered mobile number.



6) Enter correct OTP and captcha, click on Register button to get your username and password.



7) Copy or note username and password for login.